

**QLD**  
BlackTrac  
Archerfield,  
Caboolture,  
Beaudesert, Lismore  
**Anthony Patterson**  
0439 661 797

**QLD**  
David Evans Group  
Taylor St  
Toowoomba  
**Alan Geldard**  
0427 622 712

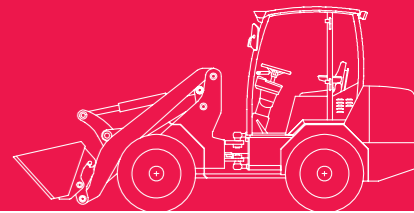
**NSW**  
TT Equipment  
152 Hartley Rd  
Smeaton Grange  
**Cameron Moir**  
0417 669 707

**WA**  
Boya Equipment  
16 Foley St  
Balcatta Perth  
**Peter Beste**  
1800 086 157

**SA**  
SA Tractors  
160 Churchill Rd N,  
Cavan, Adelaide  
**Andrew Abbott**  
0407 988 690

**VIC**  
Godings Machinery  
Rockbank  
Whittlesea  
**David Cox**  
0417 518 283

# Schaffer Loaders

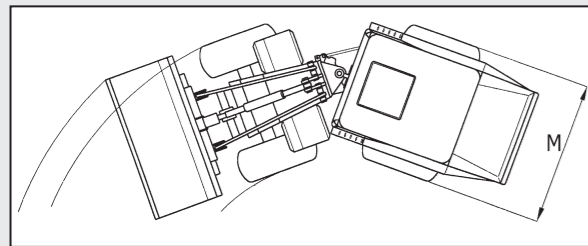
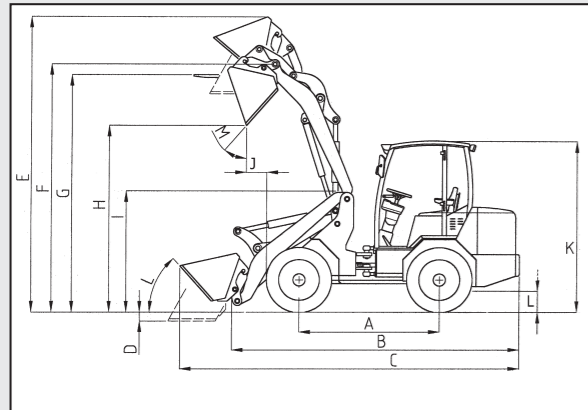


**SCHAFFER LOADERS** are used in construction, agriculture, industry, horticulture, shires, landscaping, parks and golf courses, mining and more.

Request a demo and see the tremendous potential of a Schaffer loader for yourself.

With first class back up and service from your local Schaffer Loaders representative.

You'll be proud to say your machine is **"made by Schaffer"**



A **SCHAFFER LOADER** can be set up to suit your needs with a wide range of accessories including a **demolition hammer, dozer blade, high tip bucket** and more.



Sweeper



Slasher



4-in-1 Bucket



Pallet Forks



Auger

	2022(S)	2026	3150	5050Z	5058ZS	9100Z / 9100ZS
<b>Diesel Engine</b>	Kubota D1105	Kubota D1105	Kubota V2203	Kubota V2203	Kubota V3300E	Deutz BF4M2012
<b>Max horsepower</b>	19kW (26hp)	19kW (26hp)	36kW (50hp) or 58hpT	36kW (50hp) or 58hpT	51kW (70hp)	73kW (102hp) or 130hp IT
<b>Driving Hydraulics</b>	Hydraulic	Hydrostatic	Hydrostatic	Hydrostatic	Hydrostatic	Hydrostatic
<b>Flow Rate litres/minute</b>	70	90	135	126	140	198
<b>Working Pressure: bar (psi)</b>	200 (2900)	300 (4300)	350 (5000)	350 (5000)	350 (5000)	480 (7000)
<b>Drive type</b>	Motor to each axle	Motor to each axle	Drive Shaft	Drive Shaft	Drive Shaft	Drive Shaft
<b>Articulation Angle</b>	60	60	47	47	42	47
<b>Tyre size</b>	26x12-12	26x12-12	31x15.5-15/15.0x55-17	15.0x55-17	365x70-18	405x70-20
<b>Foot Brake</b>	Hydrostatic	Hydrostatic	Hydrostatic	Hydrostatic	Hydrostatic	Hydrostatic
<b>Hand Brake</b>	Drum brake	Drum brake	Wet pack	Wet pack	Wet pack	Mechanical/Wet pack
<b>Auxiliary Flow at 2800 RPM</b>	35 l/min	40 l/min	60 l/min	60 l/min	80 l/min	110 l/min
<b>Pressure: bar (psi)</b>	200 bar - 2900 (psi)	200 bar (2900 psi)	200 bar (2900 psi)	200 bar (2900 psi)	220 bar (3200 psi)	220 bar (3200 psi)
<b>Breakout force</b>	1000 kg	1000 kg	1500 kg	2700 kg	2700 kg	2700 kg
<b>Tipping Load, straight</b>	1010 kg	1010 kg	2300 kg	2300 kg	3100 kg	4400 / 3650 kg
<b>Tipping Load, articulated</b>	720 kg	720 kg	1850 kg	1850 kg	2650 kg	3600 / 2950 kg
<b>Op. Load (50% artic. load)</b>	350 kg	350 kg	900 kg	900 kg	1300 kg	1800 / 1475 kg
<b>GP bucket (1700kg/m3)</b>	0.20 m3	0.20 m3	0.50m3	0.50m3	0.75m3	1.00/0.85 m3
<b>Op. Load on pallet forks:</b>						
<b>60% of tipping load for uneven terrain</b>	275-325 kg	275-325 kg	875 kg	875 kg	1300 kg	1850/1550 kg
<b>80% of tipping load for even terrain</b>	350-450 kg	350-450 kg	1175 kg	1175 kg	1750 kg	2500/2100 kg
<b>Operating Weight incl. GP bucket</b>	1500-1750 kg	1500-1750 kg	2500-3000 kg	3700-4200 kg	4000-5000 kg	5500-6000 kg
<b>Standard machine</b>	1500 kg	1500 kg	2750 kg	4000 kg	4600 kg	6000 kg
<b>Speed km/hr</b>	0-15	0-15	0-20, 2 speed	0-20, 2 speed	0-20, 2 speed	0-20/32, 2 speed
<b>Fuel / Oil Capacity</b>	23 L / 30 L	23 L / 30 L	48 L / 50 L	60 L / 60 L	60 L / 60 L	95 L / 105 L
<b>A: Axle base</b>	1375	1375	1560	1720	1930	2170
<b>B: Chassis length</b>	2780	2780	3380	4100	4240	4550
<b>C: Total Length</b>	3500	3500	4170	4750	4870	5345 / 5600
<b>D: Excavating depth</b>	120	120	135	175	180	160 / 250
<b>E: Max. working height</b>	3180	3180	3000	3930	4070	4035 / 4335
<b>F: Max. bucket pivot point</b>	2500	2500	2500	3300	3400	3400 / 3800
<b>G: Fork loading height</b>	2390	2390	2265	3045	3175	3175 / 3475
<b>H: Maximum dump height</b>	1900	1900	1700	2500	2700	2700 / 3000
<b>I: Height of front of vehicle</b>	1520	1520	1530	1570	1640	1625
<b>J: Forward reach</b>	580	580	560	550	600	465
<b>K: ROPS Height - Up/Folded</b>	2100/1750	2100/1750	2280/1880	2200	2350	2460
<b>Cabin - Hardtop height</b>	Fold ROPS	Fold ROPS	2140	Cab/Hardtop	Cab/Hardtop	Cab/Hardtop
<b>L: Ground clearance</b>	200	200	260	260	330	300
<b>M: Total width mm</b>	900-1250	900-1250	1300-1400	1600	1600-1750	2050

Due to continuing improvement, specifications and design are subject to change without notice. Specifications may vary and may be approximate.

## Superior German engineering in a compact form



3150



2022S



9100Z



**Schaffer loaders set new standards in agility, quality, stability, versatility, safety and economic efficiency.**

**SCHAFFER**, has been Europe's leading brand in hydraulic articulated loaders for over 40 years. Built to last using the finest componentry and German engineering, the Schaffer name is synonymous with quality, durability and performance.

A Schaffer loader offers superior performance under any conditions, but is at its best in tight situations where its articulated agility is a real asset.

Make a Schaffer loader your partner at work.

**Versatile:** powerful auxiliary hydraulics run a huge range of accessories.

**Compact:** unrivalled compact dimensions and maximum articulation combine for easy access to the tightest spaces.

**Heavy duty build:** compare our over-specified masts, pins and rams.

Plus great all round visibility, impressive pushing power, minimal ground disturbance and low noise levels.



Kubota engines 20-70hp.  
Duetz engines 100-130hp  
Fully welded combi radiator/oil cooler & industrial standard  
Bosch-Rexroth hydraulics



Maintenance free articulation joint gives 42-65 degrees for turning. Reduces cycle time, saves fuel & allows for work in confined areas



Choice of ROPS: one minute fold down bar, hardtop, cabin

Easy to drive with all controls on the joystick

Rotating safety beacon

Cyclone pre-filter traps dust for cooler, cleaner air

Reverse beeper

Sight gauge & float control

Narrow mast for optimum view

Powerful auxiliary hydraulics to run accessories

Parallel lift to keep bucket & forks level

Long wheelbase & constant 4WD for a superior ride

Wet pack, service free brakes from 3033 up. Self braking system

Machine widths from 790mm



Industry leading lift heights 2.5-3.8m

Choice of tyres:  
Agricultural Lug  
Industrial Lug  
Sand/Turf,  
Quick release duals

Oscillation & articulation joint in 2020-4050Z for greater traction


Oscillating rear outboard planetary axles & LSD's from 5058Z up gives outstanding performance in rough terrain

Exceptional service access under lockable bonnet & seat

Donaldson air filters with safety element protect your engine



ZF axles - original Schaffer design developed for high torque & long life with heavy loads



Quick Hitch - hydraulic & manual allows rapid changing of accessories



Spacious layout - fully adjustable Grammer suspension seat & steering column



Oversized rams guarantee powerful lifting forces. Spherical bearings & hardened pins maximize service life